

dinternal-education.ua
pearson.com.ua

 DINTERNAL
EDUCATION



Motivation is what gets
you started.
Habit is what keeps you going.

Jim Ryun

TEACHING FOR EXCELLENCE PACK

*Back to
School*


Fresh

Back to School ideas for your classroom

1. Class Summer Puzzle

During the first week of school have your class create a **Summer Puzzle**:

- Cut a poster up and give each student a piece of the puzzle (be sure to put a dot in one of the corners so that you know which side is up).
- The students put their name on it and decorate it with their summer stories/photos /holiday memories.
- A class puts the puzzle together (on a bulletin board or a wall).
- Students can then present their part of the puzzle, read about each other's holiday, ask questions etc.



2. Dear Me

"Dear Me" is a letter students write to themselves on the first day of school.

- Inside the letter students to discuss their feelings about starting a new school year, what they loved/hated about the previous school year, and what they expect to learn this year. The requirements can be changed.
- The teacher collects the letters to put them in individual envelopes. At the end of the school year, the teacher passes out students' letters.
- The students read their own letter. This can lead to other activities such as sharing their letters, seeing if their opinions have changed a great deal. It is exciting to read all the letters to get to know the students better and what they expect.

At the end of the academic year it is exciting to observe the students react to their own letters (and share with others).

3. True False Quiz

- On the first day of school give your students a **True/False** quiz all about your summer holiday. You can have funny things in there like "*I jumped with a parachute 3 times this summer!*". It can be done orally or the children discuss the statements about your holiday (written on a piece of paper) in groups and mark what they think is **True** and what is **False**.
- Then it is the students' turn to write a **True/False** quiz about their holiday (5-6 sentences).
- Students read their sentences out loud and the class tries to guess which sentences are true about each other's summer.

4. Summer Snowball Fight

- Students write three interesting/funny/strange things about their summer on 3 pieces of paper. Alternatively, students can write 3 questions (*Example: Where did you go this summer? What was the most interesting thing that happened to you this summer? What did you read this summer? What didn't you do this summer? etc*).
- Students crumple the paper up into 3 "snowballs" and have one-two minutes to have a snowball fight (put on some music).
- When time is called, everyone grabs the closest snowball, reads it to the class and tries to guess the person who wrote it ("*I guess it's Sasha's sentence/holiday*") or answer the question (if you go for option 2).
- If you really want to liven things up, join in the fight with your class!

5. Twelve Alternative Back-to-School Discussion Topics

- What I DIDN'T DO this summer
- A unique person I met this summer
- My most memorable moment of the summer
- One thing I learned this summer
- The person I spent the most time with this summer
- The best meal I ate this summer
- A day that I wish didn't happen this summer
- What I wish I had taken a picture of this summer
- Something educational I did this summer
- Something I bought this summer
- Something I made this summer
- The best word to describe this summer





















6. Eight Alternative Back-to-School Classroom (and Homework) Activities

- To warm up, play a class game of categories using “summer things” only. (e.g. things I did, things I ate, things I saw, things I accomplished, things I should have done). After the topic is shouted out, go around the class giving each student a chance to share a word or phrase about his or her summer. The topic changes each time a student hesitates for too long (5 seconds or so). More advanced students can create their own “summer thing” categories. Teacher can name the category for lower level students.
- Instead of asking your students, “What did you do this summer?” have each student take a turn changing the verb “do” to another verb (e.g. eat, sing, play, find). Go around the room to get a response from each student for each new verb.
- Play My Summer Fact or Fiction (Students tell something that did or didn't happen this summer. The class has to guess whether each story is true or made up.
- Have students interview each other about the past summer. Student can report back to the class about the highlights of their partner's summer. Students can turn the discussion topics (above) into questions, or write their own.
- Have students create their own Find someone who...this summer. (Students can do the writing in pairs and then break up and survey the class. (E.g. Find someone who got injured this summer. Find someone who went to the USA this summer. Find someone who worked most of the summer).
- For homework, have students write true stories from their summer as if they were found in a newspaper. Put the stories together to make a Summer Digest.
- Make a My Summer collage (with old magazines) and describe it. (Or divide a page in half and have partners work on their own collage on each side. They can present the collage to the class by comparing the two summers).
- Have each student ask you a question about your summer. (The earlier they get to know a bit about the real you, the better :)

School bag search

1. Write the words from the box next to the pictures

paintbrush	coloured pencils	crayons	notebook
money	tape	paper	stapler
ruler	rubber	pen	paints
glue	markers	scissors	pencil case
dictionary	wallet	pencil	textbook

	1) _____		2) _____
	3) _____		4) _____
	5) _____		6) _____
	7) _____		8) _____
	9) _____		10) _____
	11) _____		12) _____
	13) _____		14) _____
	15) _____		16) _____
	17) _____		18) _____
	19) _____		20) _____

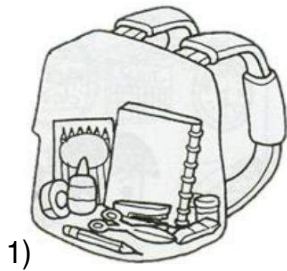
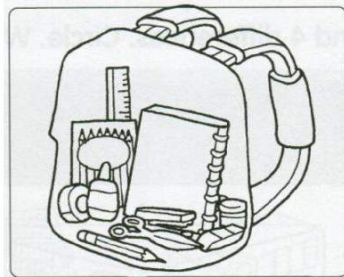
2. Play the game “I Spy With My Little Eye”

- Look around the classroom
- Choose an object but don't say what it is
- Your teacher will try to guess this object
- You have to give the first letter

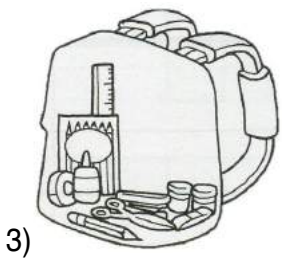
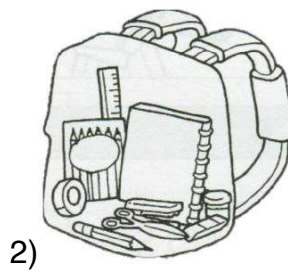
Example:

- I spy with my little eye something beginning with “r”.
- Is it a rubber?
- No, it isn't
- Is it a ruler?
- Yes, it is

3. Write one thing that is missing from the school bags (1-4)



ruler



4. Pack your bag to school. Draw 6 things you want to take in your bag. Now write what you take in your bag:



- 1)
- 2)
- 3)
- 4)
- 5)
- 6)

5. Act out the dialogue with your partner. Then substitute the underlined words with other school objects from ex. 1

- Can I borrow your pen?
- Sorry, I haven't got a pen.
- Can I borrow your pencil?
- Yes. Here you are.
- Thank you.



United Ukraine!

1. Answer the questions:

- What country are you from?
- What languages do people speak in Ukraine?
- What languages can you speak?
- What colors is the Ukrainian flag?

2. Match :

Yellow Sky

Blue Wheat

Say:

Our Ukrainian flag is blue because of the blue sky and yellow because of yellow wheat.

3. Guess the words and write them.

- When it rains, people use _____
- When the sky is blue, my dad and I fly the _____
- The Dnipro is the longest _____ in my country.
- _____ is my favourite subject (lesson). I like painting.
- My friend's name is Paola. She is from Rome, _____
- My mum helps the doctor, she's a _____
- Many people in my country can speak _____

Now write only the first letters of the words, you have guessed. What word is it?

4. Make up the phrases

- | | |
|--------------|---------------|
| 1. My | a) dish |
| 2. Favorite | b) language |
| 3. National | c) motherland |
| 4. Ukrainian | d) people |
| 5. Kind | e) flag |

1..... 2..... 3..... 4..... 5.....

5. Use the phrases and make up the sentences

- _____ is a nice country.
- My _____ is varenyky.
- The _____ of Ukraine is blue and yellow.
- I like speaking _____
- _____ live in Ukraine.

6. Find the places children come from on the map and circle them.

- Fed'ko lives in Uzhhorod.
- Roman lives in Lviv.
- Ira is from Kovel.
- Emilia lives in Kyiv
- Nadia lives in Sumy
- Dima is from Luhansk.
- Sasha lives in Vinnitsa
- Hanna lives in Kamyanets-Podilsky
- Ihor is from Odessa
- Petro lives in Chernivtsi



These children spent their summer holidays in the summer camp in the Carpathian Mountains. And now they are real friends.

7. Write the first letters of all children's names and read the word.

8. Join the towns and cities indicated on the map from the first to the last one.



9. Read the post card these children have written in the summer camp



We are different and we are the same.

We like dancing, singing and games.

We are fond of music and sports.

We love making friends a lot.



But we hate fighting and crying and wars.

Friendship is better.

You're my friend and I'm yours!

We are a united family!

10. Use the information from Ex. 7, 10 and fill-in the table

Cities and towns		
------------------	---	---

11. Make your own summer card and exchange them with your friends.

12. Unscramble.

MANYPEOPLELIVEINUKRAINETHEYLIKETHEIRCOUNTRYWHATABOUTYOU?

13. Tell your classmates about your motherland.

Do You Know Your Country?

Level A2 – B1



Famous Ukrainians

1 Match (1 – 8) and (A – H) to finish the sentences.

- 1 In 1902, Mykola Leontovych, a Ukrainian composer, wrote
 - 2 Solomiya Krushelnytska, a prima donna of the 20th century,
 - 3 King Danylo of Galicia managed to stop the Mongol armies in the 13th century
 - 4 Ivan Puliuy (Puluj) was a Ukrainian scientist and inventor
 - 5 Maria Prymachenko, a world famous Ukrainian folk artist,
 - 6 In 1710, Hetman Pylyp Orlyk wrote
 - 7 The first Ukrainian opera “A Cossack Beyond the Danube” by Semen Gulak-Artemovskiy
 - 8 Serge (Serhiy) Lyfar, a French choreographer of Ukrainian origin,
- A ... who developed and used the first X-ray lamp for medical purposes.
 B ... and built the city of Lviv.
 C ... was banned for 20 years in Tsarist Russia!
 D ... the world famous Christmas song “The Carol of the Bells”.
 E ... one of the first state constitutions in Europe.
 F ... painted more than a thousand pictures during her lifetime.
 G ... was one of the greatest ballet dancers of the 20th century.
 H ... performed in the best opera houses both in Ukraine and abroad.

2 Match the pictures A – H to the statements (1 – 8) in Exercise 1.

A ___ B ___ C ___ D ___ E ___ F ___ G ___ H ___

3 Work in pairs. Do the quiz.

- 1 Who said “Wisdom was not created from books, but books were created from wisdom”?
 a Grygoriy Skovoroda b Taras Shevchenko
 c Ivan Franko
- 2 The first caves of Kyivo-Pechersk Lavra appeared
 a ... in the 10th century.
 b ... in the 11th century.
 c ... in the 12th century.
- 3 Lesya Ukrainka is famous for
 a ... her poetry. b ... her plays.
 c ... both her poetry and plays.
- 4 The Micro-miniature Museum in Kiev is situated
 a ... on Khreschatyk.
 b ... in Kyivo-Pechersk Lavra.
 c ... in St Sophia’s Cathedral.
- 5 The Ukrainian national currency, the hryvnya, was introduced
 a ... in 1991. b ... in 1996.
 c ... in 1999.

Did you know?

Two presidents and three prime ministers of Israel were born in Ukraine!

National Character



- 1 How would you describe the people in the picture? Use the Key Words.

Key Words:

adventurous, brave, cheerful, energetic, fearless, happy, hard-working, helpful, hospitable, ironic, loving, lazy, optimistic, relaxed, reliable, romantic, thrifty, tidy, untidy

I think they are cheerful and happy.

- 2 What kind of person are you? Use the Key Words to describe yourself.

I think I'm cheerful and optimistic.

People say I'm lazy but I'm just relaxed.

- 3 Read the text ignoring the gaps. Is the text about...

- a) the history of Ukraine?
b) the characteristics that all Ukrainians have?
c) the roots of the Ukrainian character?

- 4 Read the text again and match the following Ukrainian proverbs to the paragraphs (A – F).

- 1 He who works a lot knows a lot.
2 Black earth gives white bread. A
3 A man without freedom is like a hobbled horse.
4 A good friend is the biggest treasure.
5 The world smiles at those who have light hearts.
6 Save your money for a rainy day.

How do you translate the proverbs?

- 5 Write the letter of the missing phrases (A – G) in the correct part of the text.

- A ... to survive in any possible way
B ... often share authority and responsibilities
C ... are hard-working, skilled and practical
D ... close to the land of their forefathers
E ... easily laugh at themselves
F ... jams, cereals, sugar and other foods
G ... family gatherings, often have fun with friends

WE, UKRAINIANS...

*"Geography was generous to Ukraine.
History was not."*

Anonymous

The Ukrainian national character was formed in the course of the history of our country. A lot of features of modern Ukrainians have their roots in the distant past and are interesting to trace.

- A People in this part of the world have never been nomads. They have always been ¹ D. Land has always been the main source of life at any time in history and it isn't strange that one of the best stories by Olga Koblyanska and the famous film by Oleksandr Dovzhenko are both called "Earth". People in this country treat their land as something mystically sacred.
- B The ideas of prosperity and the memories of 'the good old days' make Ukrainians work hard and strive for the best things in life. They ² _____.
- C For hundreds of years Ukrainian people lived through wars, invasions and oppression of different kinds. Hard times taught the people ³ _____. That's why Ukrainians are economical and thrifty. In almost every home you can find a pantry with jars of canned vegetables, ⁴ _____.
- D Most conflicts on the territory of Ukraine have been about people's longing for independence and freedom. This love for freedom has made both men and women brave, fearless and sometimes even adventurous. This also explains why in Ukrainian families men and women ⁵ _____.
- E Family ties and friendship are really important to the people of Ukraine. They rely on family members and friends in lots of situations and are ready to help when needed. They love ⁶ _____ and make friends easily. It's no wonder that Ukrainians are hospitable and cheerful, helpful and reliable.
- F In general, Ukrainians love a good joke and have a good sense of humour. They can be ironic. They ⁷ _____ and often answer a question with a question. It is quite possible that all this makes them optimistic, romantic and happy!
- 6 Match the following meanings to the words in the text.
- 0 related to God, very important (para A) *sacred*
1 when people have everything for a good life (para B)
2 when a foreign army enters another country (para C)
3 a small room where people keep food (para C)
4 not afraid of anything (para D)
5 to trust someone when you need their help (para E)

United Ukraine!

(taken from “Culture choices for Ukraine”; PEARSON-Dinternal)

1. Do the quiz. Then compare your answers with a partner.

HOW WELL DO YOU KNOW YOUR COUNTRY?

1. How many countries in the European Union are bigger (km²) than Ukraine?
a none b one c two
2. In which language is the name of the country ‘Úcráin’?
a Hungarian b Finnish c Irish
3. The Ukrainian flag has two colours on it, blue and yellow. Which country *does not* have only two colours on its flag?
a Poland b Brazil c Sweden
4. One of the most popular dishes in Ukraine is *varenyky*. Which country has a very similar dish to this?
a Germany b Greece c Poland

2. Read the text quickly to check your answers to the quiz.

1 Ukraine is a land of contrasts, from north to south and east to west, in geography, language and culture. It is the largest country in Europe, not counting Russia, but has a population of only around

45 million people, a little less than Spain, meaning that it is easy to find quiet and natural places where you can unwind. In Ukraine there is something for everyone: mountains in the south and west, the beautiful Black Sea, unspoilt forests and open country and, of course, the rich soils of Ukraine. The flag of Ukraine, like its neighbours Poland and Sweden, has two colours – in Ukraine’s case, blue and yellow

– and it can be seen flying proudly from official buildings throughout the country.

2 The famous capital of Ukraine, Kyiv, is a large city where almost 3 million people live. It is one of the oldest cities in this part of Europe and is a magnificent mixture of the old and the new, with a wide variety of attractions, including countless beautiful historic buildings and monuments and a modern metro system to help you visit it all. When you visit Ukraine, you should not only visit Kyiv, of course. Be sure to visit Kharkiv in the east and beautiful Odesa in the south by the sea, and historic Lviv in the west – at the very least! If you come to Ukraine, better make it a long visit!

3 The name of Ukraine is easy for foreigners because it the same in almost all languages – in English ‘Ukraine’, in Polish ‘Ukraina’, in Irish ‘Úcráin’ but saying anything else in the Ukrainian language can be difficult, especially if you do not know the Cyrillic alphabet. There is no need to worry, though, as Ukrainians are very patient with foreigners trying to speak their language. There are other language spoken in Ukraine, especially Russian and, in the west, Polish, and today more and more Ukrainians are learning English, French and German.

4 Ukrainian food is tasty and filling – you certainly won't be hungry after a real Ukrainian meal! Make sure you try traditional dishes like *borsch* (beetroot soup), *varenyky* (filled dumplings, very similar to Polish pierogi) and *holubtsy* (stuffed cabbage rolls), not forgetting, of course, the world-famous Chicken Kiev which, though not a traditional Ukrainian dish, originated in Ukraine and became famous in the West.

5 The true treasure of Ukraine, however, is not its mountains or its waterfalls, not its architecture or its food; the true treasure of Ukraine is its people. In the cities people's lifestyles can be very hectic and the people quite stressed – in fact, sometimes visitors to Ukraine say that Ukrainians do not smile too much... until you get to know them. Then the famous hospitality of the Ukrainians comes to life. If you are invited to visit a Ukrainian in their flat or house, be ready for a long and lively visit!

3. Read the text again and match the headings to the paragraphs. There is one extra heading.

- a So much to see!
- b Home is where the heart is
- c Popular with everybody
- d Bon appetit!
- e Far from the crowds
- f Quite a challenge!

My Culture Project

Work in a small group. Plan an advertising campaign to encourage people to come and visit Ukraine. Think about the following questions.

- 1 What photographs (buildings, places, people) could you use for advertisements and billboards?
- 2 What music (you may choose more than one singer, song or style) would best represent your country?
- 3 Which celebrities would you choose to be the public face of your country?
- 4 What slogan can you think of for the campaign?

Answer keys

School bag search Level A1-A2

Ex. 1

1. Pencil; 2. Paper; 3. Pen; 4. Textbook;
5. Rubber; 6. Paintbrush; 7. Ruler;
8. Coloured pencils; 9. Pencil case;
10. Markers; 11. Notebook; 12. Scissors;
13. Glue; 14. Crayons; 15. Stapler;
16. Paints; 17. Tape; 18. Wallet;
19. Dictionary; 20. Money.

Ex. 3

2. Glue; 3. Textbook; 4. Pencil

United Ukraine Level A1-A2

Ex. 2

Yellow wheat/Blue sky

Ex. 3

1. Umbrellas; 2. Kite; 3. River; 4. Art;
5. Italy; 6. Nurse; 7. English

Ex. 4

1. C; 2. A; 3. D; 4. B

Ex. 7

FRIENDSHIP

Ex. 12

Many people live in Ukraine. They like their country. What about you?

Do you know your country Level A2-B1

Ex. 1

1. D; 2. H; 3. B; 4. A; 5. F; 6. E; 7. C; 8. G

Ex. 2

A. 3; B. 2; C. 8; D. 4; E. 5; F. 7; G. 6; H. 1

Ex. 3

1. A; 2. B; 3. C; 4. B; 5. B

National character Level A2-B1

Ex. 3 C

Ex. 4

1. B; 2. A; 3. D; 4. E; 5. F; 6. C

Ex. 5

1. D; 2. C; 3. A; 4. F; 5. B; 6. G; 7. E

Ex. 6

1. Prosperity; 2. Invasion; 3. Pantry;
4. Fearless; 5. Rely on

United Ukraine Level B1-B2

Ex. 1

1. A; 2. C; 3. B; 4. C

Ex. 3.

1. E; 2. A; 3. F; 4. D; 5. B

Автори

Світлана Сорочинська – головний методист Міжнародного освітньо-методичного центру PEARSON-DINTERNAL

Олена Міходуй – старший методист Міжнародного освітньо-методичного центру PEARSON-DINTERNAL

Роберт Хартіган – старший методист Міжнародного освітньо-методичного центру PEARSON-DINTERNAL

Геннадій Білоус – методист Міжнародного освітньо-методичного центру PEARSON-DINTERNAL

Світлана Матис – методист НМЦО м. Львова

References

- **New Challenges Across Ukraine 3**, Pearson, Oleksandr Chebotaryov
- **Cosmic Kids 2**, Pearson, Olivia Johnston
- **Longman Children's Picture Dictionary**, Carolyn Graha