



Merry Christmas!

It's not what's under the
tree that matters. It's who's
gathered around it.

Charlie Brown

TEACHING FOR EXCELLENCE PACK



Winter

Together we do more!

Dear Colleagues,
Wishing you a year filled with
happiness and love.
May all your wishes come true,
and your resolutions be fulfilled!

Yours sincerely,
Dinternal Team

You can download all the packs from this and previous years
for free from our website dinternal-education.ua/festival-packs
in Materials for Teachers section.

**S2A**МІЖНАРОДНИЙ ОСВІТНЬО-
ЕКЗАМЕНАЦІЙНИЙ ЦЕНТР

CONTENT

1	Christmas classroom games.....	4
	Jingle Bells.....	4
	My Dream Gift.....	5
	A letter to Santa.....	5
	Snowman Game	8
2	A Christmas questionnaire.....	9
3	My new year's resolutions.....	10
4	Christmas discussion	11
5	Christmas quiz.....	12
7	Christmas Worksheet.....	14
	Answers	16



If you are interested in more classroom materials and activities for winter holidays, please see our Teacher's packs.

dinternal-education.ua/festival-packs



Christmas classroom games

Jingle Bells

Jingle Bells is a fantastic game a classroom Christmas party. It is also suitable for all ages.

Age: 5 +

You will need:

- ✧ a large space (preferably uncarpeted)
- ✧ a chair
- ✧ a set of bells
- ✧ a blindfold (scarf will do)

How to play:

The children sit in a circle. A chair is placed in the centre of the circle and the set of bells put underneath. A child is chosen to be **Santa** and sits on the chair. Santa is then blindfolded.

A child in the circle is chosen to be the **thief**. The thief must try to steal the bells without being heard. If Santa hears a noise he must try to point at the thief before the thief returns to his / her place in the circle. If the thief succeeds, Santa has another turn while a new thief is chosen. If the thief is identified, they become the new Santa and the previous Santa rejoins the circle.

Variations:

Depending on the numbers and ages you can adapt the last part. For example in a large group you can pick a different Santa and thief each time to try and ensure everyone has a go at something. With younger ones let the thief become Santa whether they succeed or fail in getting the bells.



My Dream Gift

This is a very simple game for which you only need a slip of paper and pencil for each player. It works well in the classroom, where everybody knows each other to some extent.

How to play:

Give everyone a slip of paper to write down their dream gift, if money were no object. Put all the slips of paper in a Santa hat and mix them up. Now each person draws a slip of paper, reads out the gift, and tries to match it with the person who wants it. It can be fun seeing how well everyone knows each other. You may find that the children surprise you with their dream gifts.



Variations:

Set a money amount. What would your dream gift be if you could spend £1,000?, £10,000?

Instead of „My Dream Gift“, ask children to write down a gift for a particular person. This could be a celebrity, a politician, a family member, or perhaps someone you know who is unhappy or needs help this Christmas.

A letter to Santa

Age: 5+ and older students to write back

Ask your **primary school students** to compose letters to Santa. They can personalise them with information about themselves and also, importantly, ask questions. Have a discussion session first to decide what sort of questions they really want some answers to, try to think of unusual ones, not silly).

Students then decorate the letters and put their name, age etc. „Send“ letters via the school letter box.

You can ask your secondary school students to reply to the kids' letters!

Each student can choose one child to reply to and assume the identity of the person (Santa or an elf (explaining that Santa is too busy these days). The younger children are usually really surprised to receive a „genuine“ reply and of course it appears so because each question is answered!



Dear Santa


Merry Christmas!



My name is _____
 and am _____ yrs old.
 I live in _____
 I so excited for Christmas this year!



I wold like:



Thank you!

Date: _____





Snowman Game

This Christmas Snowman Game, a drawing game, is fun for all ages, from little kids up to grandparents, but it only really works when the players don't know what to expect.

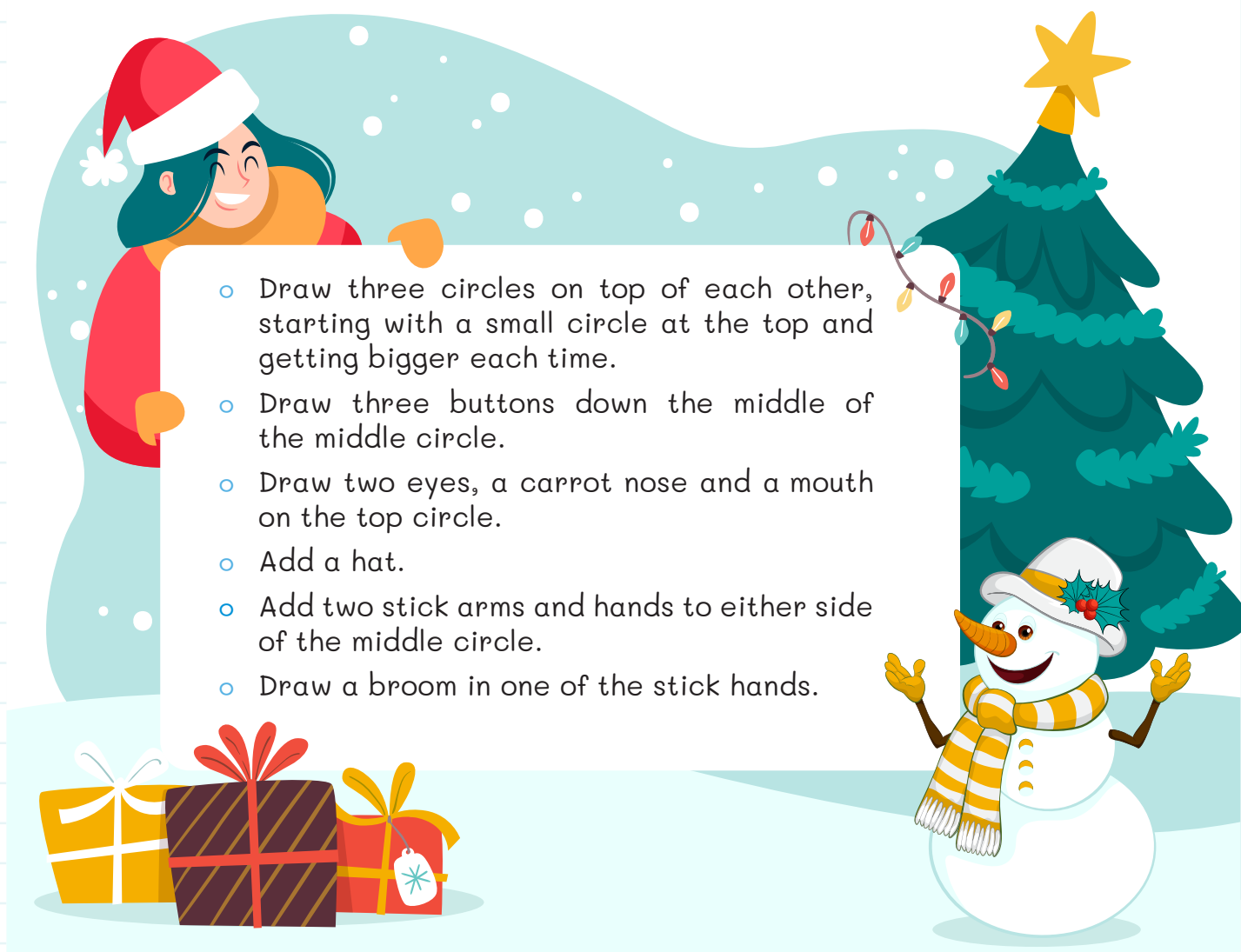
Age: 5+

You will need:

- ❄ a paper and pencil for each player
- ❄ a blindfold for younger players (older players may be trusted to keep their eyes shut!)

How to play:

Give everyone a piece of paper and a pencil (and blindfold if necessary). Tell them to close their eyes and draw what you tell them to. Don't tell them what they will be drawing.



When everyone has finished their drawing, they can open their eyes and compare! Award a prize to the best drawing and a booby prize to the funniest.

A Christmas questionnaire

Interview your partner

- 1 Do you like Christmas? _____
- 2 When do you **put up** the **Christmas tree**? _____
- 3 Where do you **put up** the Christmas tree? _____
- 4 When do you **put up** your Christmas decorations? _____
- 5 What **decorations** do you **put up**?

<input type="checkbox"/> baubles	<input type="checkbox"/> fairy lights	<input type="checkbox"/> a nativity scene
<input type="checkbox"/> tinsel	<input type="checkbox"/> streamers	<input type="checkbox"/> holly
- 6 Anything else? _____
- 7 Do you give **Christmas presents** to anyone? _____
- 8 Are you good at **wrapping** presents? _____
- 9 When do you open your Christmas presents? On what day? In the morning? After lunch?

- 10 What does your family usually eat for Christmas dinner? _____

- 11 What Christmas songs do you know? _____
- 12 How many can you sing in English? _____
- 13 What would you like for Christmas this year? _____



My new year's resolutions

A resolution is a promise that you make to yourself!

It is a tradition for people to make resolutions at the beginning of a new year. There are different kinds of resolutions.

PERSONAL

List at least two resolutions for your personal improvement.

☐

☐

☐

☐

☐



FAMILY & FRIENDS

List at least two resolutions that involve family or friends.

☐

☐

☐

☐

☐



SCHOOL

List at least two resolutions about how you will improve in school.

☐

☐

☐

☐

☐



Christmas discussion

STUDENT A's QUESTIONS

Do not show these to student B


- 1 What is Christmas?
- 2 Is Christmas the same today as it was 100 years ago?
- 3 What's the best Christmas you've ever had?
- 4 Is there anything stressful about Christmas?
- 5 Is Christmas better in the cold Northern Hemisphere or on a beach in the Southern Hemisphere?
- 6 Have your feelings towards Xmas changed since you were a child?
- 7 What do you usually do on Christmas Eve and Christmas Day?
- 8 What is your favourite Christmas song?
- 9 What do you know about Santa Claus?
- 10 How do you feel when Christmas is over for another year?



STUDENT B's QUESTIONS


Do not show these to student A

- 1 What does Christmas mean to you?
- 2 Is Christmas too commercial nowadays?
- 3 Should people go to church at Christmas?
- 4 Is it important to buy presents at Christmas?
- 5 What do you usually eat at Christmas?
- 6 Do you think Christmas is the best holiday of the year?
- 7 How should a very traditional Christmas be spent?
- 8 What do you want for Christmas?
- 9 What do you dislike about Christmas?
- 10 Would you like to spend Christmas in another country?



Christmas quiz

First, match the words in bold with the pictures. Then decide if the following sentences are true or false in the UK.



- | | T | F |
|--|--------------------------|--------------------------|
| 1 Santa (or Saint Nicholas) enters your house through the chimney and the fireplace . | <input type="checkbox"/> | <input type="checkbox"/> |
| 2 Traditionally, if you hang a stocking by the fireplace , Santa will fill it with money. | <input type="checkbox"/> | <input type="checkbox"/> |
| 3 Father Christmas travels on a sleigh pulled by reindeer . | <input type="checkbox"/> | <input type="checkbox"/> |
| 4 Santa lives in the North Pole , and if English children send a letter to Santa, Santa's Grotto, Reindeerland, SAN TA1, he will reply. | <input type="checkbox"/> | <input type="checkbox"/> |
| 5 It is traditional to kiss people underneath the mistletoe . | <input type="checkbox"/> | <input type="checkbox"/> |
| 6 Now, holly is used as a decoration, but traditionally, it was to protect us against evil spirits. | <input type="checkbox"/> | <input type="checkbox"/> |
| 7 It is bad luck to have Christmas decorations up after the 6th January. | <input type="checkbox"/> | <input type="checkbox"/> |
| 8 Traditionally, crackers contain jokes, hats and food. | <input type="checkbox"/> | <input type="checkbox"/> |
| 9 English people traditionally eat turkey on Christmas Day. | <input type="checkbox"/> | <input type="checkbox"/> |
| 10 It is illegal to eat mince pies on Christmas Day. | <input type="checkbox"/> | <input type="checkbox"/> |
| 11 It is traditional to cook money (for example, a £10 note) inside a Christmas Pudding . | <input type="checkbox"/> | <input type="checkbox"/> |
| 12 The Mariah Carey song „All I want for Christmas is you” is a carol . | <input type="checkbox"/> | <input type="checkbox"/> |
| 13 The day before Christmas is called Christmas Eve , and the day after is called Boxing Day. | <input type="checkbox"/> | <input type="checkbox"/> |
| 14 There are 25 days on an advent calendar . | <input type="checkbox"/> | <input type="checkbox"/> |
| 15 Snowmen are traditionally dressed as Santa. | <input type="checkbox"/> | <input type="checkbox"/> |
| 16 We have used the word „Xmas” instead of „Christmas” for over 500 years. | <input type="checkbox"/> | <input type="checkbox"/> |

Teacher's notes

1 INTRODUCTION + ACTIVITY

Introduce the activity by seeing how many of the pictures the students can identify. Then give them time to match the words in bold with the pictures (or parts of pictures) and discuss which sentences they think are true in the UK.

Monitor the students and give help/clues where necessary. Note: Christmas Eve is on the advent Calendar (24th) and several of the pictures could be called decorations.

2 FEEDBACK

Elicit answers from the students.

- 1 True
- 2 False. He fills it with presents.
- 3 True
- 4 True — this is a service from the post office!
- 5 True
- 6 Apparently this is true — a long, long time ago!
- 7 True. If you forget to take them down, you should leave them up till the next Christmas to avoid more bad luck.
- 8 False. Jokes and hats, but not food.
- 9 True-ish. Although goose and other fowl are also eaten.
- 10 True, but it's one of those old laws which aren't enforced anymore. If you don't believe me, look at this website: [news.bbc.co.uk/1/hi/wales/6204511.stm](https://www.bbc.com/news/uk-wales-6204511) (obviously everything on the internet is true!)
- 11 False. Coins, not £10 notes!
- 12 False. Carols are songs of praise or joy — not pop songs.
- 13 True. Sorry I couldn't find a picture for Boxing day!
- 14 False-ish. When I was a child, advent calendars had 24, but some do have 25 nowadays.
- 15 False. Carrot noses, coal for eyes, scarfs and hats are the usual.
- 16 True (according to Webster's dictionary). It uses the Greek letter „chi” which looks like an „x” in English.



3 FOLLOW-UP

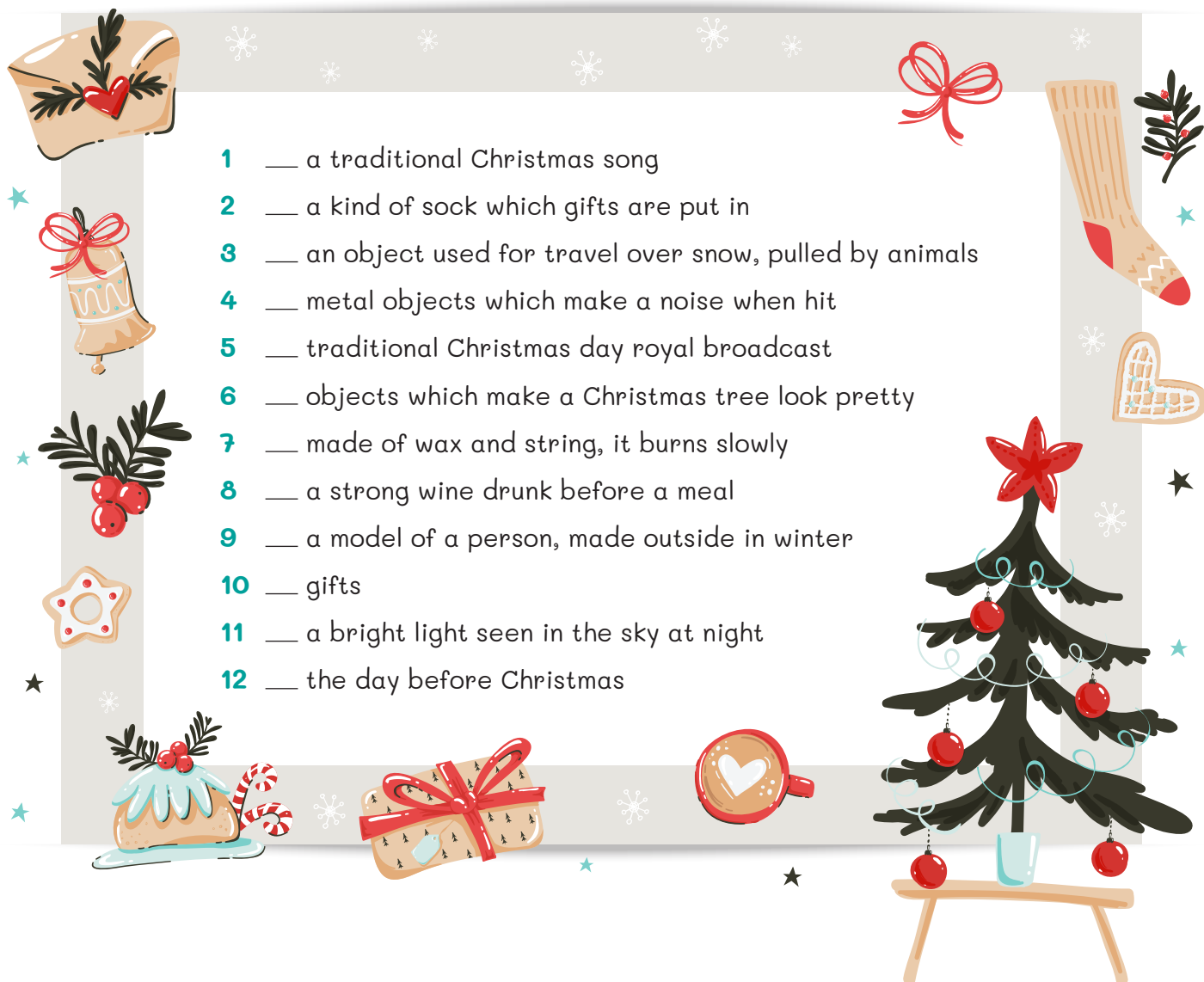
The true/false sentences could be used as prompts for the students to discuss and compare with Christmas festivities in their own countries. (e.g. for number 1 — *does Saint Nicholas travel in a sleigh? Is it pulled by reindeer?*).

Or, students could create their own true/false quiz about a festival in their country.

Or, the Mariah Carey song „All I want for Christmas” uses some of this vocabulary — if you can find the lyrics on the internet, you could make a gap fill for this!

Christmas Worksheet

Match a definition to a Christmas word.



- 1 — a traditional Christmas song
- 2 — a kind of sock which gifts are put in
- 3 — an object used for travel over snow, pulled by animals
- 4 — metal objects which make a noise when hit
- 5 — traditional Christmas day royal broadcast
- 6 — objects which make a Christmas tree look pretty
- 7 — made of wax and string, it burns slowly
- 8 — a strong wine drunk before a meal
- 9 — a model of a person, made outside in winter
- 10 — gifts
- 11 — a bright light seen in the sky at night
- 12 — the day before Christmas

- | | |
|-------------------|----------------------------|
| a sherry | g sleigh |
| b presents | h stocking |
| c candle | i bells |
| d carol | j Christmas Eve |
| e star | k The King's Speech |
| f snowman | l decorations |



Christmas Worksheet

Place some of the words from exercise 1 into this short description of John's Christmas in England.



JOHN'S CHRISTMAS

Preparations for Christmas start early. We buy the Christmas tree a week or two before and then put the ¹ _____ on it one evening after school. Near to Christmas, we like to light ² _____ in the evenings too, because it looks more festive.

The children hang up their ³ _____ at the end of their beds, on ⁴ _____, and we put some small toys or food into them.

On Christmas Day, we usually get woken up quite early by the kids, who are always keen to open their ⁵ _____. We sit around the Christmas tree and open them in the morning.

We like to go to church too. We can hear the ⁶ _____ from our house and it's only a short walk. The children like singing ⁷ _____.

Then, it's back home for a glass of ⁸ _____ before Christmas dinner. We eat that and then watch ⁹ _____ on TV, like most people in the UK.

If it has snowed, we'll be outside later playing snowballs or making a ¹⁰ _____, and then it's just a relaxing family day watching TV and perhaps playing a few games. We usually eat too much and have to go to bed quite early!



ANSWER KEYS

Christmas quiz

See Teacher's Notes, p. 13

Christmas worksheet ✳ 1

1 – d

2 – h

3 – g

4 – i

5 – k

6 – l

7 – c

8 – a

9 – f

10 – b

11 – e

12 – j

Christmas worksheet ✳ 2

1 decorations

2 candles

3 stockings

4 Christmas Eve

5 presents

6 bells

7 carols

8 sherry

9 the King's speech

10 snowman



You can download all the packs from this and previous years for free from our website dinternal-education.ua/festival-packs in Materials for Teachers section.

Ми у соціальних мережах

ПІДПИСУЙТЕСЬ,
щоб бути в курсі останніх подій



Instagram



Facebook



Perfekte
Deutschlehrer



сайт

